
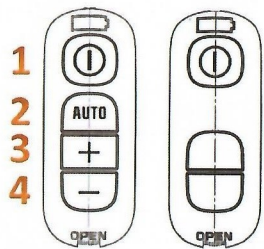


## Learning

If the PCB has not saved transmitter address – New PCB from supplier




1. Plug in the cord to the main.
2. Push the buttons in the given combination at the same time (to do this you have 20s after connection to main ) / 1+4 /
3. If the teaching was successful the cleaner will turn on (1.5s) and after that turns off.
4. The cleaner is ready to use.



## Reset

If the receiver has saved transmitter address – New transmitter / New bentend



1. Plug in the cord to the main.
2. Send Reset signal - 1+3+4 button combination at the same time (to do this you have 20s after connection to main )
3. Unplug the cord from the main.
4. Wait min 5sec.
5. Plug in the cord to the main again.
6. Send teaching signal - 1+3 button combination at the same time (to do this you have 20s after connection to main )
7. If the teaching was successful the cleaner will turn on (1.5s) and after that turns off.
8. The cleaner is ready to use.

